

Scaled data based on original data using
LM-79-08 Approved Method: Electrical and Photometric Measurements of Solid-
State Lighting Products

Test Report Prepared for
Cooper Lighting Solutions
(formerly Eaton)

Brand: McGRAW-EDISON

Report Number: P383623

Luminaire Tested: **GLEON-SA9A-735-U-T2**

Issue Date: 3/3/2020

Test Information

Test Method: LM-79-08
Report Number: P383623
TEST IS SCALED FROM IESNA LM-79-08 TEST DATA (G2-1903-205-12)
Test Lab: INNOVATION CENTER
Issue Date: 3/3/2020
Manufacturer: COOPER LIGHTING SOLUTIONS (FORMERLY EATON)
Product Line: McGRAW-EDISON
Catalog Number: GLEON-SA9A-735-U-T2
Description: GALLEON AREA AND ROADWAY LUMINAIRE
(9) 70 CRI, 3500K, 615mA LIGHTSQUARES WITH 16 LEDS EACH AND TYPE II OPTICS
Light Source: -
Ballast/Driver: ELECTRONIC DRIVER

Summary

Lumens per Lamp: N/A
Luminaire Lumens: 38085.4 lumens
Efficiency: N/A
Efficacy: 131.3 lumens/watt
Luminous Opening: Rectangular (W 2.5' x L: 1' x H: 0')
IES Classification: Type III - Medium
BUG Rating: B3 - U0 - G5

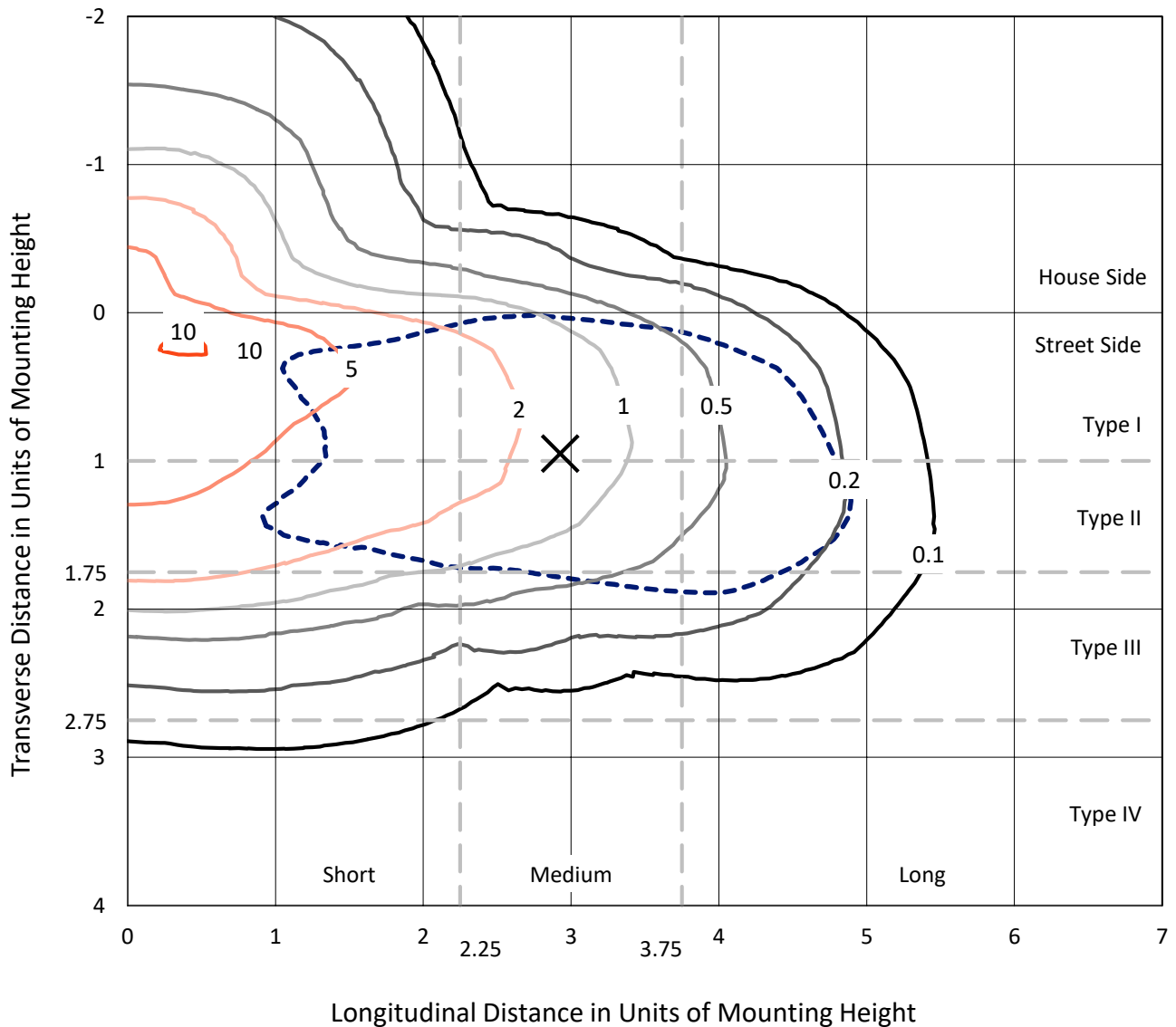
Input Watts (W): 290
Input Voltage (V): NR
Input Current (Ain): NR
Voltage Rise (V): NR
Power Factor: NR
Total Harmonic Distortion (THDi): NR
Frequency (hertz): 60
Stabilization Time: NR
Operation Time: NR
Ambient Temperature (°C): NR
Test Distance: 24 FT



REPORT NUMBER: P383623
 CATALOG NUMBER: GLEON-SA9A-735-U-T2

Iso-Footcandle Lines of Horizontal Illumination

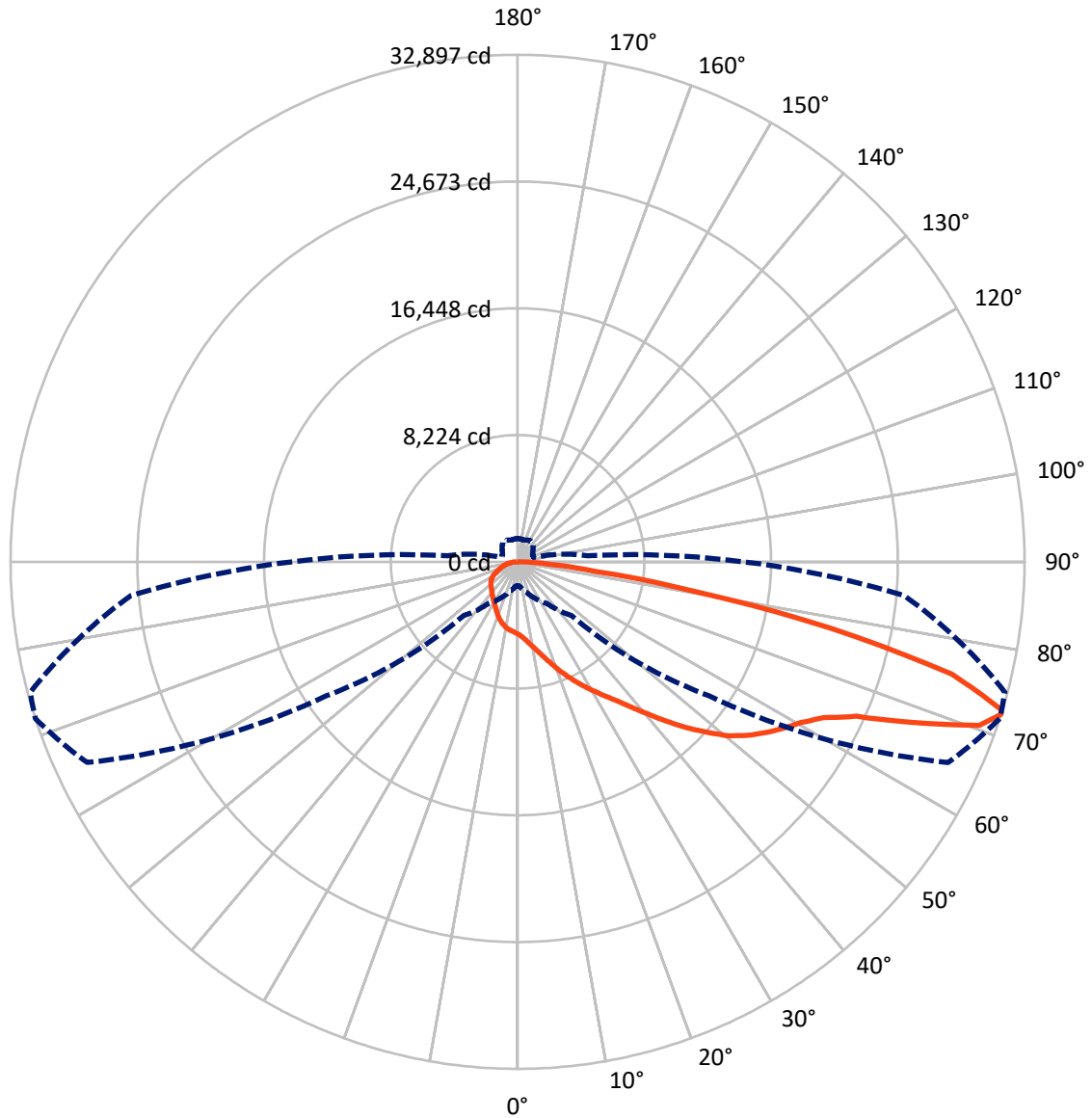
× Max cd
 - - - 1/2 Max cd



Based on 25 foot mounting height. Maximum calculated value = 10.4 fc
 Type III - Medium - N/A

REPORT NUMBER: P383623
CATALOG NUMBER: GLEON-SA9A-735-U-T2

Luminous Intensity Polar Plot



— Vertical Plane Through 72-Deg Lateral - - - Horizontal Cone Through 72-Deg Vertical

REPORT NUMBER: P383623
 CATALOG NUMBER: GLEON-SA9A-735-U-T2

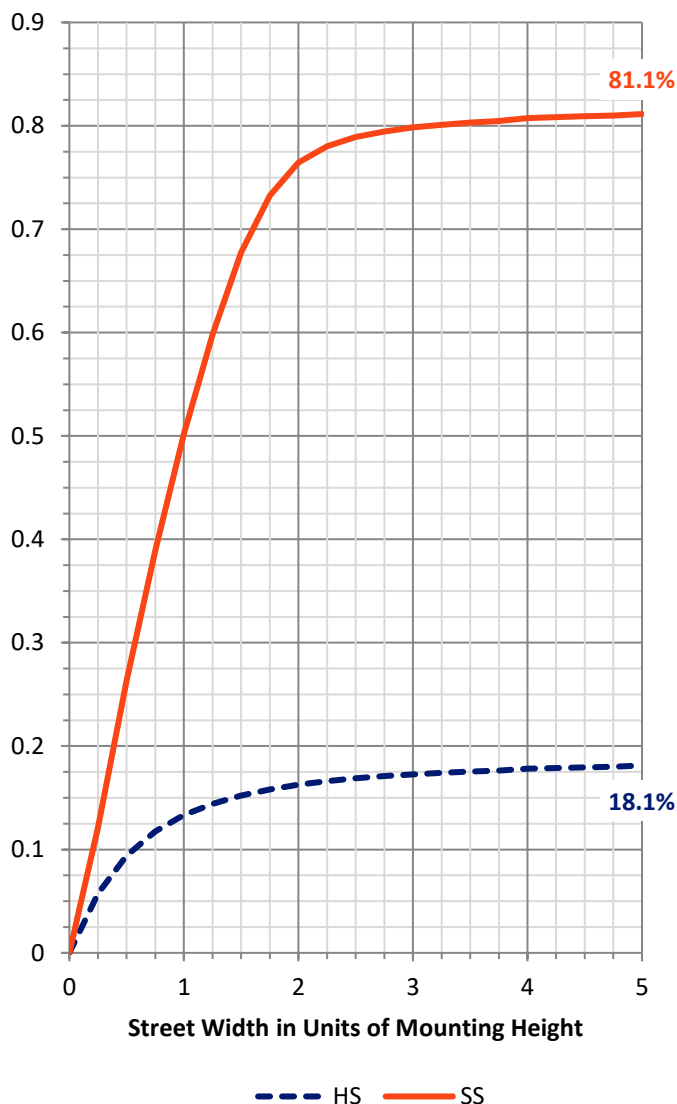
FLUX DISTRIBUTION:

		Downward	Upward	Total
House Side	Lumens	7065.1	0.0	7065.1
	% Fixture	18.6	0.0	18.6
Street Side	Lumens	31020.3	0.0	31020.3
	% Fixture	81.4	0.0	81.4
Total	Lumens	38085.4	0.0	38085.4
	% Fixture	100.0	0.0	100.0

ZONAL LUMENS:

Zone	Lumens	% Fixture
0°-10°	469.5	1.2
10°-20°	1517.2	4.0
20°-30°	2658.6	7.0
30°-40°	3941.9	10.4
40°-50°	5765.3	15.1
50°-60°	7933.0	20.8
60°-70°	8831.8	23.2
70°-80°	5984.4	15.7
80°-90°	983.6	2.6
90°-100°	0.0	0.0
100°-110°	0.0	0.0
110°-120°	0.0	0.0
120°-130°	0.0	0.0
130°-140°	0.0	0.0
140°-150°	0.0	0.0
150°-160°	0.0	0.0
160°-170°	0.0	0.0
170°-180°	0.0	0.0
0°-90°	38085.4	100.0
0°-180°	38085.4	100.0

Coefficient of Utilization

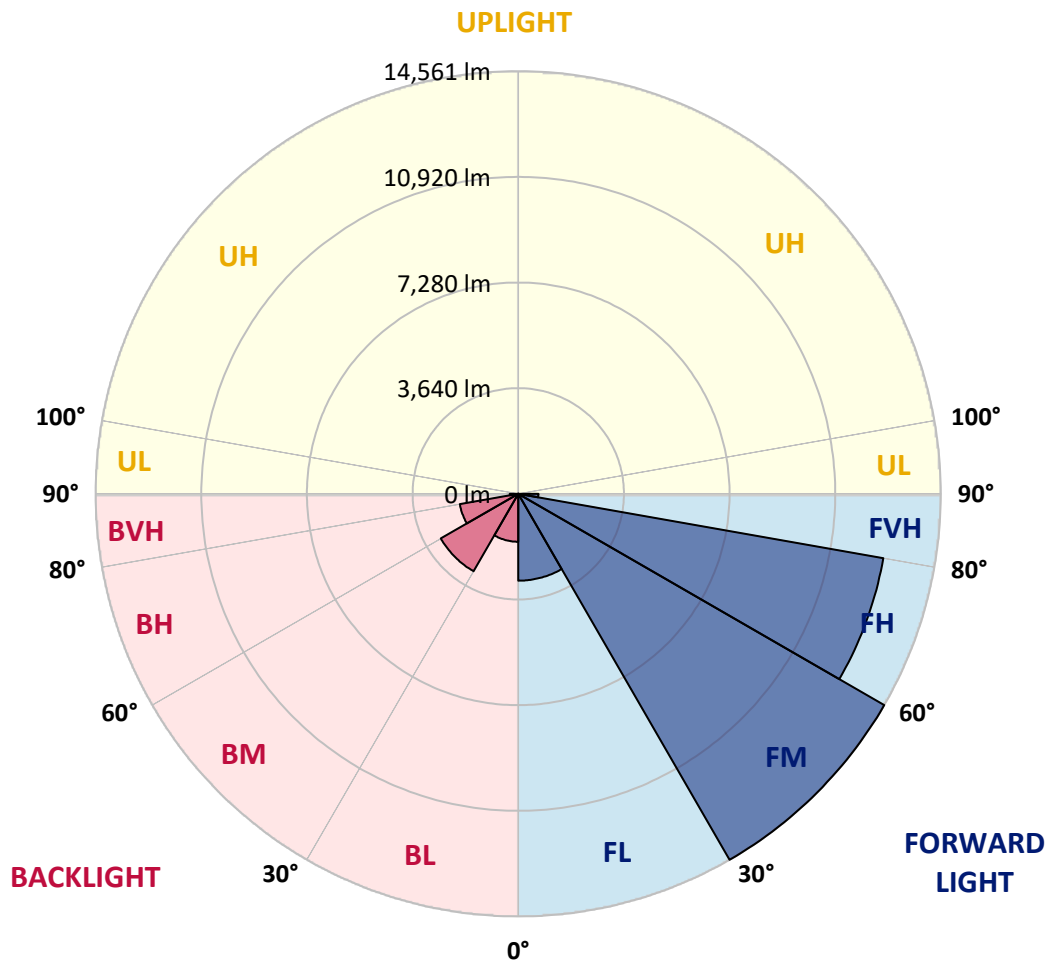


REPORT NUMBER: P383623
 CATALOG NUMBER: GLEON-SA9A-735-U-T2

LUMINAIRE CLASSIFICATION SYSTEM LUMEN TABLE AND BUG RATING:

Zone	Lumens	% Fixture	Zone Rating/Lumen Limit		
			B	U	G
FL (0°-30°)	2993.7	7.9			
FM (30°-60°)	14560.5	38.2			
FH (60°-80°)	12772.2	33.5			G5
FVH (80°-90°)	693.8	1.8			G4/750
BL (0°-30°)	1651.6	4.3	B3/2500		
BM (30°-60°)	3079.7	8.1	B3/5000		
BH (60°-80°)	2044.0	5.4	B3/2500		G3/2500
BVH (80°-90°)	289.8	0.8			G3/500
UL (90°-100°)	0.0	0.0		U0/0	
UH (100°-180°)	0.0	0.0		U0/0	

BUG Rating: B3-U0-G5
 Type III Medium





REPORT NUMBER: P383623

CATALOG NUMBER: GLEON-SA9A-735-U-T2

CANDELA DISTRIBUTION (FULL):

	0°	5°	15°	25°	35°	45°	55°	65°	72°	75°	85°
0°	4685.5	4685.5	4685.5	4685.5	4685.5	4685.5	4685.5	4685.5	4685.5	4685.5	4685.5
2.5°	5176.0	5168.0	5140.6	5140.6	5088.1	5043.5	4959.6	4903.2	4836.3	4812.7	4734.0
5°	5676.9	5679.6	5645.5	5621.8	5544.5	5450.0	5307.1	5177.3	5047.4	4995.0	4833.7
7.5°	6097.8	6092.6	6083.4	6063.7	5991.6	5894.6	5701.8	5509.0	5317.6	5238.9	4960.9
10°	6368.0	6379.8	6387.6	6396.8	6366.7	6297.2	6114.9	5880.1	5629.7	5522.1	5113.0
12.5°	6504.3	6525.3	6562.1	6625.0	6674.8	6667.0	6534.5	6285.3	5987.7	5852.6	5303.1
15°	6584.4	6611.8	6669.6	6782.3	6922.7	7002.6	6967.2	6741.7	6410.0	6243.4	5535.3
17.5°	6634.2	6656.5	6745.6	6896.4	7104.9	7317.4	7410.5	7221.6	6887.3	6697.1	5801.5
20°	6668.3	6685.3	6796.8	6973.8	7244.0	7582.3	7842.0	7794.7	7413.2	7166.6	6079.5
22.5°	6744.3	6758.8	6864.9	7043.3	7342.3	7779.0	8257.6	8328.5	7967.8	7688.5	6377.2
25°	6956.8	6956.8	7045.9	7170.5	7451.2	7949.5	8609.1	8922.5	8534.4	8209.2	6652.6
27.5°	7362.0	7358.0	7390.8	7434.1	7646.5	8122.5	8922.5	9447.0	9121.8	8766.4	6920.1
30°	7842.0	7868.1	7872.1	7851.1	7950.8	8338.9	9212.4	10000.4	9713.2	9330.4	7194.2
32.5°	8459.6	8476.6	8457.0	8387.5	8373.0	8645.8	9496.8	10580.1	10353.2	9919.1	7444.6
35°	9243.7	9211.0	9149.4	9007.8	8872.7	9056.2	9822.1	11159.7	11071.8	10631.2	7789.5
37.5°	10084.4	10085.7	10009.7	9688.4	9502.2	9580.8	10270.6	11816.7	11941.2	11478.3	8231.4
40°	10758.4	10793.8	10841.1	10418.8	10177.4	10286.3	10841.1	12578.6	12969.4	12482.8	8807.1
42.5°	11229.2	11269.9	11403.6	11138.7	10888.2	11090.2	11512.4	13391.6	14123.4	13642.1	9481.1
45°	11727.5	11749.8	11844.3	11730.1	11570.2	12025.2	12269.1	14233.5	15344.3	14877.4	10235.2
47.5°	12252.1	12275.7	12372.7	12296.6	12212.7	12898.6	13058.5	15026.9	16514.0	16234.6	11040.3
50°	12899.9	12915.6	13007.4	12869.7	12896.0	13556.9	13764.1	15754.7	17740.1	17454.2	11848.2
52.5°	13783.7	13787.6	13914.9	13790.3	13667.0	14039.4	14371.2	16440.5	18701.4	18566.3	12655.9
55°	14476.2	14518.1	14935.1	14908.9	14838.1	14477.5	14878.7	17093.6	19559.0	19623.2	13513.6
57.5°	14034.2	14198.1	15042.6	15638.0	16217.6	15567.2	15564.6	17829.3	20356.3	20660.5	14456.5
60°	12291.4	12514.3	13758.8	15079.3	16893.0	17463.4	16988.7	18727.6	21161.4	21688.7	15638.0
62.5°	8778.3	9145.5	10831.8	12940.5	15967.1	18719.7	19886.8	20153.0	22256.4	22879.4	17173.6
65°	4437.6	4715.7	6129.3	8669.4	12756.9	17898.8	23036.7	23274.1	24159.2	24712.7	19538.0
67.5°	2696.2	2801.1	3490.9	4821.9	7821.0	13942.4	24064.8	28476.2	27841.5	28135.3	22909.5
70°	1986.7	2064.1	2494.2	3202.4	4498.0	8181.6	20909.7	32188.7	31771.6	31738.9	25401.1
72°	1547.4	1603.8	1984.1	2587.3	3288.9	4908.4	15155.4	30818.3	32896.9	32731.6	25172.9
72.5°	1467.4	1517.2	1863.5	2435.2	3107.9	4449.4	13626.4	29893.8	32815.5	32740.8	24877.8
75°	1155.3	1190.7	1379.5	1883.1	2432.6	2524.4	7466.9	23166.6	29111.0	30321.3	22375.8
77.5°	956.0	961.3	1060.8	1370.4	1896.3	1784.8	3667.9	16073.4	20845.4	22176.4	15850.5
80°	779.0	785.5	832.7	961.3	1434.7	1320.6	1741.5	9242.4	11671.1	11685.5	7537.7
82.5°	620.3	621.6	674.1	702.9	1030.8	944.2	998.0	4339.3	5099.9	4905.8	2709.3
85°	436.7	427.5	658.3	577.0	674.1	605.9	550.7	1717.9	2108.7	2016.9	848.5
87.5°	145.6	150.8	292.4	373.7	393.4	343.6	245.2	658.3	796.0	789.4	268.8
90°	0.0	0.0	0.0	0.0	0.0	0.0	0.0	0.0	0.0	0.0	0.0



REPORT NUMBER: P383623
 CATALOG NUMBER: GLEON-SA9A-735-U-T2

CANDELA DISTRIBUTION (continued):

	90°	95°	105°	115°	125°	135°	145°	155°	165°	175°	180°
0°	4685.5	4685.5	4685.5	4685.5	4685.5	4685.5	4685.5	4685.5	4685.5	4685.5	4685.5
2.5°	4709.1	4667.1	4605.5	4537.3	4483.5	4428.5	4387.8	4366.8	4343.2	4323.6	4347.2
5°	4758.9	4680.3	4549.1	4420.6	4326.2	4242.3	4181.9	4150.4	4121.6	4102.0	4104.6
7.5°	4840.2	4713.1	4492.8	4305.2	4174.1	4083.6	4022.0	4001.0	3982.6	3977.3	3983.9
10°	4926.8	4739.2	4418.0	4168.9	4019.3	3944.5	3917.1	3931.5	3944.5	3956.4	3969.5
12.5°	5025.1	4762.9	4309.2	4008.8	3881.7	3852.8	3880.4	3943.2	3989.2	4016.7	4033.8
15°	5153.7	4783.9	4183.2	3848.9	3763.6	3796.4	3889.5	3998.4	4078.3	4129.5	4137.4
17.5°	5271.7	4782.6	4022.0	3687.5	3667.9	3763.6	3903.9	4057.4	4164.9	4237.1	4251.4
20°	5393.7	4747.2	3834.4	3530.2	3570.8	3728.2	3910.5	4095.4	4225.2	4309.2	4328.8
22.5°	5507.7	4685.5	3628.6	3387.3	3489.6	3681.0	3885.6	4073.1	4203.0	4271.1	4292.1
25°	5585.1	4578.0	3420.0	3266.6	3417.4	3623.3	3804.3	3955.1	4052.1	4086.2	4091.5
27.5°	5624.4	4437.6	3223.3	3161.7	3342.7	3528.9	3653.4	3728.2	3755.7	3753.1	3747.9
30°	5629.7	4252.7	3054.2	3076.4	3256.1	3389.9	3448.9	3434.4	3399.0	3338.8	3344.0
32.5°	5612.7	4044.2	2912.6	2995.1	3145.9	3220.7	3223.3	3153.8	3059.4	2963.7	2937.4
35°	5617.9	3839.7	2787.9	2903.4	3012.2	3044.9	3014.9	2912.6	2784.0	2660.8	2634.5
37.5°	5675.5	3661.4	2680.4	2797.2	2864.0	2871.9	2828.6	2721.1	2626.7	2506.0	2495.5
40°	5813.2	3534.1	2578.2	2677.8	2715.8	2719.7	2658.2	2582.1	2590.0	2525.7	2524.4
42.5°	6061.1	3479.1	2487.7	2553.2	2576.8	2584.7	2537.4	2489.0	2557.2	2515.2	2500.7
45°	6381.1	3492.2	2411.6	2431.2	2474.6	2511.3	2482.4	2423.4	2449.6	2267.4	2207.0
47.5°	6750.9	3576.1	2351.2	2326.4	2401.1	2470.7	2426.0	2336.9	2243.7	2062.8	2028.6
50°	7183.6	3705.9	2296.2	2222.8	2321.1	2415.5	2371.0	2243.7	2103.4	2015.6	2003.8
52.5°	7634.8	3864.6	2241.1	2108.7	2220.2	2373.6	2351.2	2222.8	2049.7	1963.1	1947.4
55°	8146.2	4024.6	2171.6	1976.2	2111.3	2353.9	2342.1	2146.7	2009.0	1960.4	1948.7
57.5°	8782.2	4206.9	2079.9	1838.5	2009.0	2283.0	2246.3	2100.8	1967.1	1930.4	1926.3
60°	9611.0	4475.7	1947.4	1691.7	1884.4	2174.2	2166.4	2033.9	1900.2	1873.9	1868.7
62.5°	10854.1	4920.2	1765.1	1544.8	1745.4	1989.3	2061.4	1943.4	1829.4	1828.1	1830.7
65°	12781.9	5589.0	1567.0	1416.2	1605.1	1833.3	1939.5	1850.3	1757.3	1783.4	1787.4
67.5°	15016.4	6143.7	1373.0	1290.4	1462.2	1685.1	1829.4	1757.3	1661.5	1729.7	1731.0
70°	15759.9	5648.1	1202.5	1165.8	1313.9	1542.2	1710.0	1654.9	1557.9	1626.1	1619.5
72°	14666.3	4559.6	1092.3	1071.4	1202.5	1424.1	1603.8	1559.2	1463.5	1509.4	1492.3
72.5°	14321.4	4347.2	1064.9	1047.8	1172.4	1394.0	1576.3	1535.6	1439.9	1479.2	1463.5
75°	12775.2	3775.4	915.3	919.3	1022.8	1247.1	1421.5	1408.4	1310.0	1313.9	1308.7
77.5°	9266.1	2768.3	771.0	797.3	870.7	1096.3	1265.5	1257.6	1150.1	1130.4	1126.4
80°	4299.9	1412.3	628.1	640.0	716.0	916.6	1079.3	1068.8	982.2	957.3	942.9
82.5°	1472.7	671.5	472.1	479.9	554.7	738.3	936.3	929.8	857.7	809.1	779.0
85°	525.9	334.4	330.4	322.6	396.0	580.9	815.7	780.3	674.1	574.4	571.8
87.5°	170.5	142.9	170.5	169.2	230.8	393.4	592.7	504.9	489.2	406.5	398.6
90°	0.0	0.0	0.0	0.0	0.0	0.0	0.0	0.0	0.0	0.0	0.0

(END OF REPORT)